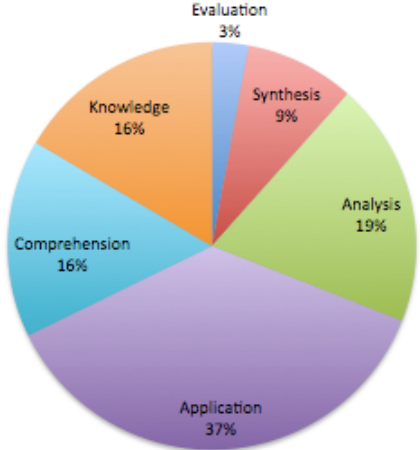
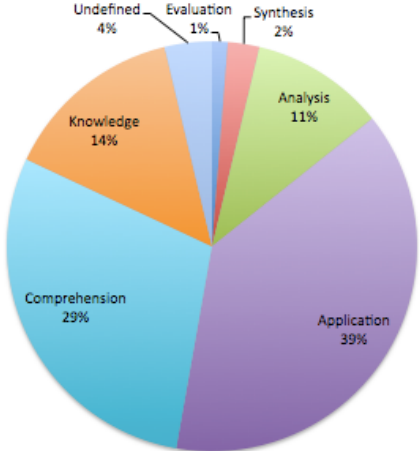
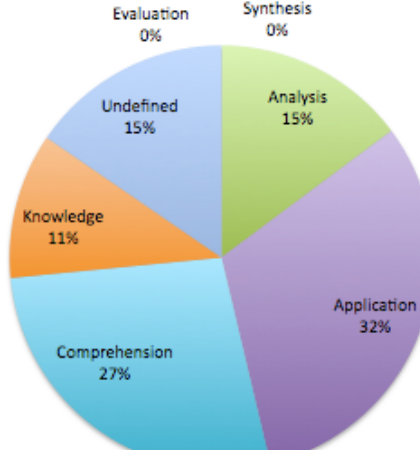


VSUP 2010-2011 Test Item Bank Question Breakdown

<p>Grade 3 Reading</p>	<p>Evaluation 7 Synthesis 21 Analysis 47 Application 89 Comprehension 38 Knowledge 40 Undefined 0</p>	 <p>A pie chart representing the distribution of question types for Grade 3 Reading. The largest slice is Application at 37%, followed by Comprehension and Knowledge at 16% each, Analysis at 19%, Synthesis at 9%, and Evaluation at 3%.</p>
<p>Math 5</p>	<p>Evaluation 2 Synthesis 4 Analysis 17 Application 62 Comprehension 47 Knowledge 23 Undefined 6</p>	 <p>A pie chart representing the distribution of question types for Math 5. The largest slice is Application at 39%, followed by Comprehension at 29%, Knowledge at 14%, Analysis at 11%, Undefined at 4%, Evaluation at 1%, and Synthesis at 2%.</p>
<p>Math 6</p>	<p>Evaluation 0 Synthesis 0 Analysis 24 Application 51 Comprehension 44 Knowledge 18 Undefined 25</p>	 <p>A pie chart representing the distribution of question types for Math 6. The largest slice is Application at 32%, followed by Comprehension at 27%, Undefined at 15%, Analysis at 15%, and Knowledge at 11%. Evaluation and Synthesis categories have 0%.</p>

<p>Math 7</p>	<table border="0"> <tr><td>Evaluation</td><td>0</td></tr> <tr><td>Synthesis</td><td>0</td></tr> <tr><td>Analysis</td><td>18</td></tr> <tr><td>Application</td><td>132</td></tr> <tr><td>Comprehension</td><td>55</td></tr> <tr><td>Knowledge</td><td>23</td></tr> <tr><td>Undefined</td><td>30</td></tr> </table>	Evaluation	0	Synthesis	0	Analysis	18	Application	132	Comprehension	55	Knowledge	23	Undefined	30	<table border="0"> <tr><td>Evaluation</td><td>0%</td></tr> <tr><td>Synthesis</td><td>0%</td></tr> <tr><td>Analysis</td><td>7%</td></tr> <tr><td>Application</td><td>51%</td></tr> <tr><td>Comprehension</td><td>21%</td></tr> <tr><td>Knowledge</td><td>9%</td></tr> <tr><td>Undefined</td><td>12%</td></tr> </table>	Evaluation	0%	Synthesis	0%	Analysis	7%	Application	51%	Comprehension	21%	Knowledge	9%	Undefined	12%
Evaluation	0																													
Synthesis	0																													
Analysis	18																													
Application	132																													
Comprehension	55																													
Knowledge	23																													
Undefined	30																													
Evaluation	0%																													
Synthesis	0%																													
Analysis	7%																													
Application	51%																													
Comprehension	21%																													
Knowledge	9%																													
Undefined	12%																													
<p>Math 8</p>	<table border="0"> <tr><td>Evaluation</td><td>0</td></tr> <tr><td>Synthesis</td><td>0</td></tr> <tr><td>Analysis</td><td>12</td></tr> <tr><td>Application</td><td>35</td></tr> <tr><td>Comprehension</td><td>12</td></tr> <tr><td>Knowledge</td><td>9</td></tr> <tr><td>Undefined</td><td>3</td></tr> </table>	Evaluation	0	Synthesis	0	Analysis	12	Application	35	Comprehension	12	Knowledge	9	Undefined	3	<table border="0"> <tr><td>Evaluation</td><td>0%</td></tr> <tr><td>Synthesis</td><td>0%</td></tr> <tr><td>Analysis</td><td>17%</td></tr> <tr><td>Application</td><td>49%</td></tr> <tr><td>Comprehension</td><td>17%</td></tr> <tr><td>Knowledge</td><td>13%</td></tr> <tr><td>Undefined</td><td>4%</td></tr> </table>	Evaluation	0%	Synthesis	0%	Analysis	17%	Application	49%	Comprehension	17%	Knowledge	13%	Undefined	4%
Evaluation	0																													
Synthesis	0																													
Analysis	12																													
Application	35																													
Comprehension	12																													
Knowledge	9																													
Undefined	3																													
Evaluation	0%																													
Synthesis	0%																													
Analysis	17%																													
Application	49%																													
Comprehension	17%																													
Knowledge	13%																													
Undefined	4%																													
<p>US History I</p>	<table border="0"> <tr><td>Evaluation</td><td>0</td></tr> <tr><td>Synthesis</td><td>0</td></tr> <tr><td>Analysis</td><td>3</td></tr> <tr><td>Application</td><td>20</td></tr> <tr><td>Comprehension</td><td>17</td></tr> <tr><td>Knowledge</td><td>39</td></tr> <tr><td>Undefined</td><td>82</td></tr> </table>	Evaluation	0	Synthesis	0	Analysis	3	Application	20	Comprehension	17	Knowledge	39	Undefined	82	<table border="0"> <tr><td>Evaluation</td><td>0%</td></tr> <tr><td>Synthesis</td><td>0%</td></tr> <tr><td>Analysis</td><td>2%</td></tr> <tr><td>Application</td><td>12%</td></tr> <tr><td>Comprehension</td><td>11%</td></tr> <tr><td>Knowledge</td><td>24%</td></tr> <tr><td>Undefined</td><td>51%</td></tr> </table>	Evaluation	0%	Synthesis	0%	Analysis	2%	Application	12%	Comprehension	11%	Knowledge	24%	Undefined	51%
Evaluation	0																													
Synthesis	0																													
Analysis	3																													
Application	20																													
Comprehension	17																													
Knowledge	39																													
Undefined	82																													
Evaluation	0%																													
Synthesis	0%																													
Analysis	2%																													
Application	12%																													
Comprehension	11%																													
Knowledge	24%																													
Undefined	51%																													
<p>US History II</p>	<table border="0"> <tr><td>Evaluation</td><td>4</td></tr> <tr><td>Synthesis</td><td>0</td></tr> <tr><td>Analysis</td><td>12</td></tr> <tr><td>Application</td><td>36</td></tr> <tr><td>Comprehension</td><td>45</td></tr> <tr><td>Knowledge</td><td>36</td></tr> <tr><td>Undefined</td><td>1</td></tr> </table>	Evaluation	4	Synthesis	0	Analysis	12	Application	36	Comprehension	45	Knowledge	36	Undefined	1	<table border="0"> <tr><td>Evaluation</td><td>3%</td></tr> <tr><td>Synthesis</td><td>0%</td></tr> <tr><td>Analysis</td><td>9%</td></tr> <tr><td>Application</td><td>27%</td></tr> <tr><td>Comprehension</td><td>33%</td></tr> <tr><td>Knowledge</td><td>27%</td></tr> <tr><td>Undefined</td><td>1%</td></tr> </table>	Evaluation	3%	Synthesis	0%	Analysis	9%	Application	27%	Comprehension	33%	Knowledge	27%	Undefined	1%
Evaluation	4																													
Synthesis	0																													
Analysis	12																													
Application	36																													
Comprehension	45																													
Knowledge	36																													
Undefined	1																													
Evaluation	3%																													
Synthesis	0%																													
Analysis	9%																													
Application	27%																													
Comprehension	33%																													
Knowledge	27%																													
Undefined	1%																													

